

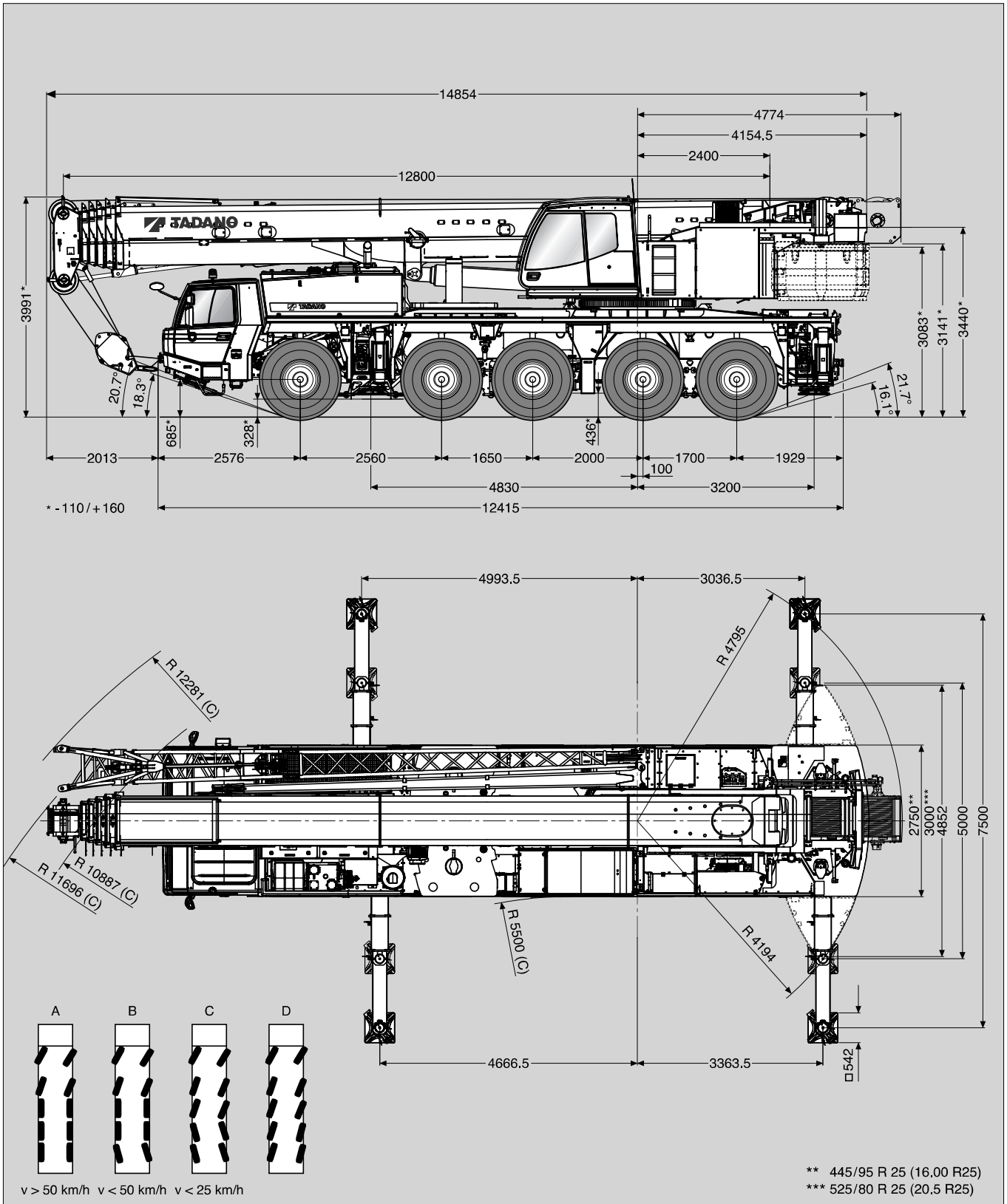
# 130 t Autokran Faun

max. Hakenhöhe am Hauptausleger 60 m

max. Hakenhöhe an der Gitterspitze (32 m) 92 m

445/95 R 25  
(16.00 R 25)

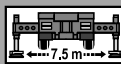
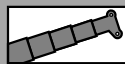
DIN/ISO/EN



130 F

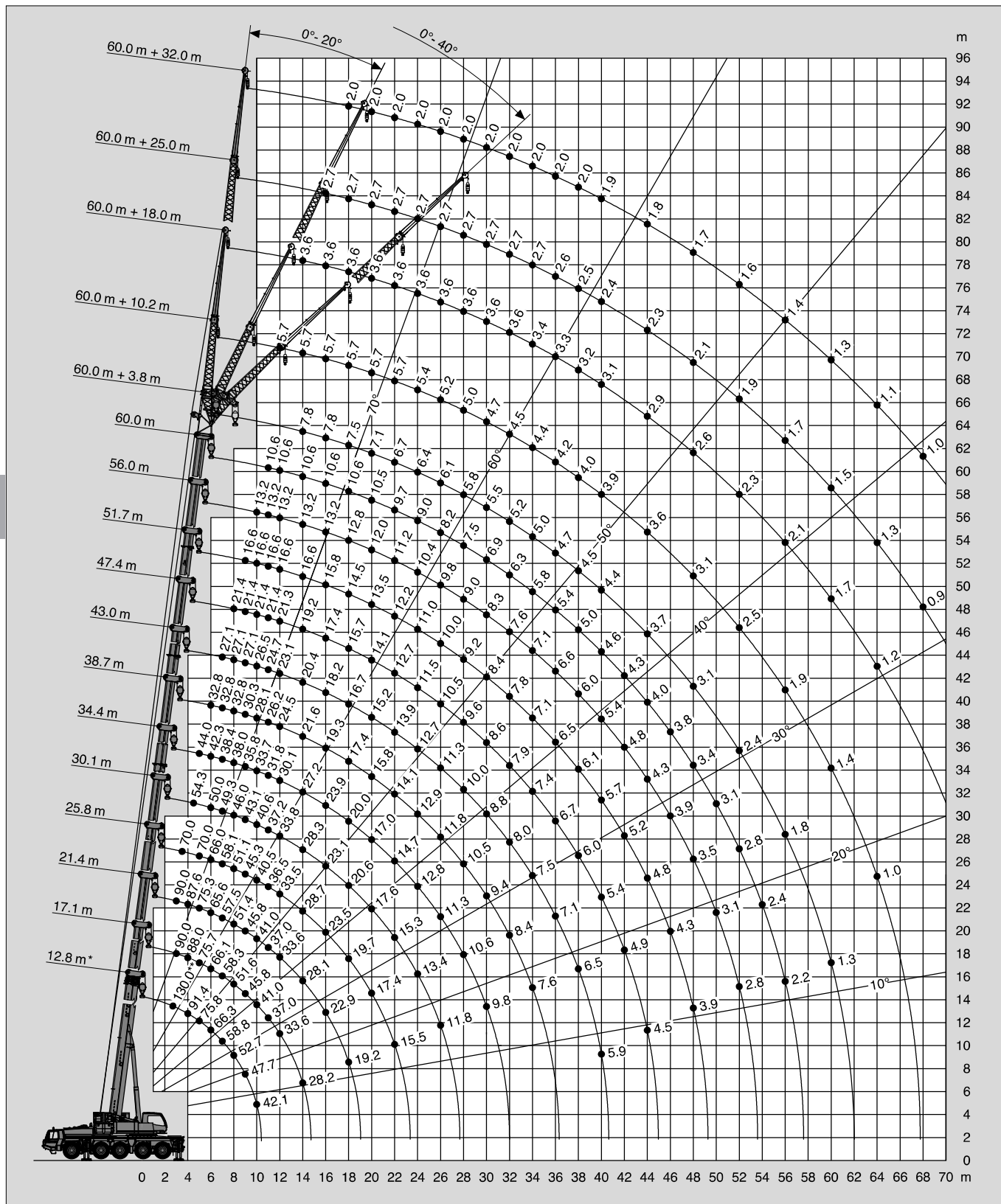
# 130 t Autokran Faun

## Die Hubhöhen



42t

DIN/ISO/EN

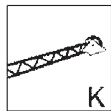


# 130 t Autokran Faun

## Die Traglasten am Hauptausleger/Klapp-/Gitterspitze



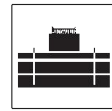
12,8 - 60 m



10,2 - 32 m



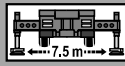
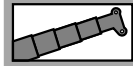
7,5 x 8,03 m



42 t



360°



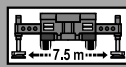
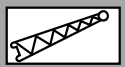
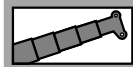
42t

DIN/ISO/EN

↗ m	12.8 m*	12.8 m	17.1 m	21.4 m	25.8 m	30.1 m	34.4 m	38.7 m	43.0 m	47.4 m	51.7 m	56.0 m	60.0 m
2.7	130.0**												
3.0	111.2**	104.7**	90.0	90.0									
3.5	99.7	95.7	90.0	90.0	70.0								
4.0	91.4	88.1	88.0	87.6	70.0								
4.5	83.3	81.5	81.4	81.0	70.0	54.3							
5.0	75.8	75.8	75.7	75.3	70.0	51.3	44.0						
6.0	66.3	66.2	66.1	65.6	66.0	50.0	42.3	32.8					
7.0	58.8	58.1	58.3	57.5	58.1	49.3	38.4	32.8	27.1				
8.0	52.7	51.2	51.6	51.4	51.1	46.0	38.0	32.8	27.1	21.4			
9.0	47.7	45.4	45.8	45.8	45.3	43.1	35.8	30.3	27.1	21.4	16.6		
10.0	42.1	40.6	41.0	41.0	40.5	40.6	33.7	28.1	26.5	21.4	16.6	13.2	
11.0			37.0	37.0	36.5	37.2	31.8	26.2	24.7	21.4	16.6	13.2	10.6
12.0			33.6	33.6	33.5	33.8	30.1	24.5	23.1	21.3	16.6	13.2	10.6
14.0			28.2	28.1	28.7	28.3	27.2	21.6	20.4	19.2	16.6	13.2	10.6
16.0				22.9	23.5	23.1	23.9	19.3	18.2	17.4	15.8	13.2	10.6
18.0				19.2	19.7	20.6	20.0	17.4	16.7	15.7	14.5	12.8	10.6
20.0					17.4	17.6	17.0	15.8	15.2	14.1	13.5	12.0	10.5
22.0					15.5	15.3	14.7	14.1	13.9	12.7	12.2	11.2	9.7
24.0						13.4	12.8	12.9	12.7	11.5	11.0	10.4	9.0
26.0						11.8	11.3	11.8	11.3	10.5	10.0	9.8	8.2
28.0							10.6	10.5	10.0	9.6	9.2	9.0	7.5
30.0							9.8	9.4	8.8	8.6	8.4	8.3	6.9
32.0								8.4	8.0	7.9	7.8	7.6	6.3
34.0								7.6	7.5	7.4	7.1	7.1	5.8
36.0									7.1	6.7	6.5	6.6	5.4
38.0									6.5	6.0	6.1	6.0	5.0
40.0									5.9	5.4	5.7	5.4	4.6
42.0										4.9	5.2	4.8	4.3
44.0										4.5	4.8	4.3	4.0
46.0											4.3	3.9	3.8
48.0											3.9	3.5	3.4
50.0												3.1	3.1
52.0												2.8	2.8
54.0													2.4
56.0													2.2

\* Nach hinten / \* Over rear / \* A l'arrière / \* Sobre la parte trasera

\*\* Mit Zusatzhubausrüstung / \*\* With additional lifting equipment / \*\* Avec équipement supplémentaire / \*\* Con equipo adicional



42t

DIN/ISO/EN


↗ m	60.0 m + 3.8 m			60.0 m + 10.2 m			60.0 m + 18.0 m			60.0 m + 25.0 m			60.0 m + 32.0 m		
	0°	20°	40°	0°	20°	40°	0°	20°	40°	0°	20°	40°	0°	20°	40°
12.0				5.7											
14.0	7.8	7.8	7.8	5.7			3.6								
16.0	7.8	7.6	7.4	5.7	5.7		3.6			2.7					
18.0	7.5	7.2	7.0	5.7	5.6		3.6			2.7			2.0		
20.0	7.1	6.9	6.7	5.7	5.4	5.0	3.6			2.7			2.0		
22.0	6.7	6.5	6.4	5.7	5.1	4.8	3.6	3.3		2.7			2.0		
24.0	6.4	6.2	6.1	5.4	4.9	4.6	3.6	3.2		2.7			2.0		
26.0	6.1	5.9	5.9	5.2	4.7	4.5	3.6	3.1	2.6	2.7	2.7		2.0		
28.0	5.8	5.7	5.6	5.0	4.5	4.3	3.6	3.0	2.5	2.7	2.7		2.0		
30.0	5.5	5.4	5.3	4.7	4.4	4.2	3.6	2.9	2.4	2.7	2.6		2.0	1.9	
32.0	5.2	5.1	5.1	4.5	4.2	4.0	3.6	2.8	2.4	2.7	2.5	2.3	2.0	1.9	
34.0	5.0	4.9	4.9	4.4	4.1	3.9	3.4	2.7	2.3	2.7	2.4	2.3	2.0	1.8	
36.0	4.7	4.7	4.6	4.2	4.0	3.8	3.3	2.7	2.3	2.6	2.3	2.2	2.0	1.8	
38.0	4.5	4.5	4.5	4.0	3.8	3.7	3.2	2.6	2.2	2.5	2.3	2.1	2.0	1.8	1.6
40.0	4.4	4.3	4.3	3.9	3.7	3.6	3.1	2.6	2.2	2.4	2.2	2.0	1.9	1.7	1.6
44.0	3.7	3.8	3.8	3.6	3.4	3.3	2.9	2.4	2.1	2.3	2.0	1.9	1.8	1.6	1.5
48.0	3.1	3.2		3.1	3.0	3.0	2.6	2.3	2.1	2.1	1.9	1.8	1.7	1.5	1.4
52.0	2.4	2.4		2.5	2.7	2.7	2.3	2.2	2.1	1.9	1.7	1.7	1.6	1.4	1.3
56.0	1.8	1.8		1.9	2.2		2.1	2.0	2.0	1.7	1.6	1.5	1.4	1.3	1.2
60.0	1.3			1.4	1.6		1.7	1.8	1.8	1.5	1.4	1.4	1.3	1.2	1.1
64.0				1.0	1.1		1.2	1.5		1.3	1.3	1.3	1.1	1.1	1.0
68.0								1.0		0.9	1.2	1.2	1.0	0.9	1.0
72.0															0.9

130 F

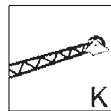


# 130 t Autokran Faun

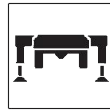
## Die Traglasten am Hauptausleger/Klapp-/Gitterspitze



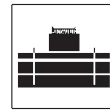
12,8 - 60 m



10,2 - 32 m



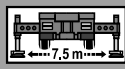
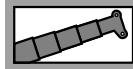
7,5 x 8,03 m



9,1 t



360°



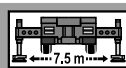
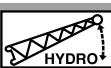
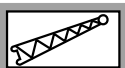
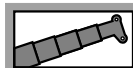
9.1t

DIN/ISO/EN

→ m	12.8 m*	12.8 m	17.1 m	21.4 m	25.8 m	30.1 m	34.4 m	38.7 m	43.0 m	47.4 m	51.7 m	56.0 m	60.0 m
2.7	120.0**												
3.0	106.9**	101.8**	90.0	90.0									
3.5	96.4	92.4	90.0	90.0	70.0								
4.0	87.0	83.6	83.5	82.9	70.0								
4.5	79.2	75.5	75.4	74.8	70.0	54.3							
5.0	73.6	68.6	69.0	67.9	66.4	51.3	44.0						
6.0	62.7	57.5	57.9	56.4	51.2	48.8	42.3	32.8					
7.0	45.5	45.5	46.1	45.0	43.1	39.6	38.0	32.8	27.1				
8.0	35.2	35.2	35.7	35.8	35.4	34.8	32.0	29.4	27.1	21.4			
9.0	28.3	28.3	28.7	29.9	31.3	29.5	27.2	25.0	23.9	21.4	16.6		
10.0	23.4	23.4	25.1	26.0	26.1	25.4	23.5	23.2	21.5	20.1	16.6	13.2	
11.0			21.3	22.1	22.3	22.0	20.6	20.5	18.9	18.6	16.6	13.2	10.6
12.0			18.4	19.2	19.3	19.0	19.5	18.1	17.1	16.6	15.5	13.2	10.6
14.0			13.8	14.6	14.8	14.5	15.0	14.6	14.4	14.3	13.5	12.5	10.6
16.0				11.5	12.3	11.3	12.5	11.8	12.4	11.8	11.1	10.3	10.0
18.0				9.2	9.9	9.7	10.2	10.1	10.0	9.7	9.3	8.5	8.3
20.0					8.2	8.2	8.4	8.3	8.2	7.9	7.6	7.1	7.0
22.0					6.8	6.9	7.0	6.9	6.8	6.5	6.2	5.7	5.7
24.0						5.8	5.9	5.8	5.7	5.4	5.1	4.6	4.6
26.0						4.9	5.0	4.8	4.8	4.5	4.2	3.7	3.7
28.0							4.2	4.1	4.0	3.7	3.4	3.0	3.0
30.0							3.6	3.4	3.4	3.1	2.8	2.3	2.3
32.0								2.9	2.8	2.5	2.2	1.8	1.8
34.0								2.4	2.4	2.0	1.8	1.3	1.3
36.0									2.0	1.6	1.3	0.9	0.9
38.0									1.6	1.3	1.0		
40.0									1.3	0.9			

\* Nach hinten / \* Over rear / \* A l'arrière / \* Sobre la parte trasera

\*\* Mit Zusatzhubausrüstung / \*\* With additional lifting equipment / \*\* Avec équipement supplémentaire / \*\* Con equipo adicional



9.1t

DIN/ISO/EN


→ m	60.0 m + 3.8 m			60.0 m + 10.2 m			60.0 m + 18.0 m			60.0 m + 25.0 m			60.0 m + 32.0 m		
	0°	20°	40°	0°	20°	40°	0°	20°	40°	0°	20°	40°	0°	20°	40°
12.0				5.7											
14.0	7.8	7.8	7.8	5.7			3.6								
16.0	7.8	7.6	7.4	5.7	5.7		3.6			2.7					
18.0	7.5	7.2	7.0	5.7	5.6		3.6			2.7			2.0		
20.0	6.4	6.7	6.7	5.7	5.4	5.0	3.6			2.7			2.0		
22.0	5.3	5.5	5.7	5.2	5.1	4.8	3.6	3.3		2.7			2.0		
24.0	4.4	4.6	4.7	4.3	4.9	4.6	3.6	3.2		2.7			2.0		
26.0	3.4	3.6	3.8	3.5	4.2	4.5	3.6	3.1	2.6	2.7	2.7		2.0		
28.0	2.7	2.9	3.0	2.8	3.5	4.0	3.1	3.0	2.5	2.7	2.7		2.0		
30.0	2.0	2.2	2.3	2.1	2.8	3.3	2.6	2.9	2.4	2.6	2.6		2.0	1.9	
32.0	1.5	1.6	1.7	1.6	2.2	2.6	2.0	2.8	2.4	2.1	2.5	2.3	2.0	1.9	
34.0	1.0	1.1	1.2		1.7	2.0	1.5	2.3	2.3	1.7	2.4	2.3	1.8	1.8	
36.0					1.3	1.6		1.8	2.3		2.2	2.2		1.8	
38.0						1.1		1.4	2.0		1.8	2.1		1.8	
40.0									1.5		1.4	2.0		1.7	
44.0												1.3			

# 130 t Autokran Faun

## Die Traglasten am Hauptausleger/Klapp-/Gitterspitze



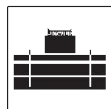
12,8 - 60 m



10,2 - 32 m



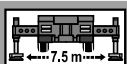
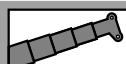
7,5 x 8,03 m



6,0 t



360°



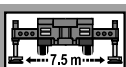
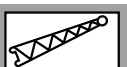
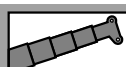
6t

DIN/ISO/EN

↗ m	12.8 m*	12.8 m	17.1 m	21.4 m	25.8 m	30.1 m	34.4 m	38.7 m	43.0 m	47.4 m	51.7 m	56.0 m	60.0 m
2.7	120.0**												
3.0	106.9**	101.6**	90.0	90.0									
3.5	96.1	91.8	90.0	90.0	70.0								
4.0	86.7	82.4	82.2	81.7	70.0								
4.5	79.0	74.3	74.5	73.6	70.0	54.3							
5.0	73.4	67.4	67.8	67.6	61.2	51.3	44.0						
6.0	57.5	56.4	56.5	51.9	49.1	44.9	40.7	32.8					
7.0	41.6	41.6	42.2	40.9	39.1	38.1	34.8	31.7	27.1				
8.0	32.0	32.0	32.6	32.7	33.8	31.5	28.8	26.4	25.1	21.4			
9.0	25.7	25.7	27.6	28.5	28.4	26.6	24.4	24.1	22.2	20.7	16.6		
10.0	21.2	21.2	22.9	23.8	23.9	22.8	21.9	20.9	19.2	18.6	16.6	13.2	
11.0			19.4	20.2	20.3	19.9	19.8	18.3	17.9	16.7	15.5	13.2	10.6
12.0			16.4	17.3	17.5	17.2	17.5	16.2	16.0	15.7	14.3	13.2	10.6
14.0			12.1	13.0	13.9	12.8	14.0	13.2	13.5	12.7	11.9	11.0	10.6
16.0				10.1	10.8	10.9	11.2	11.0	11.0	10.4	9.8	8.9	8.7
18.0				8.0	8.7	8.8	9.0	8.8	8.8	8.4	8.1	7.4	7.2
20.0					7.1	7.2	7.3	7.2	7.2	6.8	6.5	6.0	5.9
22.0					5.8	5.9	6.1	5.9	5.9	5.5	5.2	4.8	4.8
24.0						4.9	5.0	4.9	4.9	4.5	4.2	3.7	3.8
26.0							4.1	4.2	4.1	4.0	3.7	3.4	2.9
28.0								3.5	3.4	3.3	3.0	2.7	2.2
30.0									3.0	2.8	2.7	2.4	1.6
32.0										2.3	2.2	1.9	1.6
34.0											1.9	1.8	1.2
36.0												1.4	1.1
38.0													1.1

\* Nach hinten / \* Over rear / \* A l'arrière / \* Sobre la parte trasera

\*\* Mit Zusatzhubausrüstung / \*\* With additional lifting equipment / \*\* Avec équipement supplémentaire / \*\* Con equipo adicional



6t

DIN/ISO/EN

↗ m	60.0 m + 3.8 m			60.0 m + 10.2 m			60.0 m + 18.0 m			60.0 m + 25.0 m			60.0 m + 32.0 m		
	0°	20°	40°	0°	20°	40°	0°	20°	40°	0°	20°	40°	0°	20°	40°
12.0				5.7											
14.0	7.8	7.8	7.8	5.7			3.6								
16.0	7.8	7.6	7.4	5.7	5.7		3.6			2.7					
18.0	6.6	6.9	7.0	5.7	5.6		3.6			2.7			2.0		
20.0	5.4	5.6	5.8	5.2	5.4	5.0	3.6			2.7			2.0		
22.0	4.4	4.6	4.8	4.3	5.1	4.8	3.6	3.3		2.7			2.0		
24.0	3.5	3.7	3.9	3.4	4.2	4.6	3.6	3.2		2.7			2.0		
26.0	2.7	2.8	3.0	2.7	3.4	3.9	3.0	3.1	2.6	2.7	2.7		2.0		
28.0	2.0	2.1	2.2	2.0	2.8	3.2	2.4	3.0	2.5	2.4	2.7		2.0		
30.0	1.4	1.5	1.6	1.5	2.2	2.6	1.9	2.8	2.4	1.9	2.6		2.0		
32.0					1.6	2.0		2.2	2.4		2.5	2.3			
34.0						1.5		1.8	2.3		2.1	2.3			
36.0									1.9		1.7	2.2			
38.0										1.4		2.0			
40.0												1.6			

130 F